

IPD-SM500i-II

5.25" COAXIAL
SURFACE
MOUNT
SPEAKER

SOUNDTUBE
ENTERTAINMENT



Specifications: IPD-SM500i-II

Mounting hardware included

Frequency Response (± 3 dB)	86 Hz - 22 kHz
Frequency Response (± 10 dB)	60 Hz - 22 kHz
Max. Power SPL @ 1 M	102 dB
Directivity Factor (Q) (Averaged 100Hz - 10kHz, @ 2kHz)	4.6 (Averaged 100 Hz - 10 kHz); 9.8 @ 2 kHz
Directivity Index (DI) dB (Averaged 100Hz - 10kHz, @ 2kHz)	5.6 dB (Averaged 100 Hz - 10 kHz); 9.9 dB @ 2 kHz
Transducer - Low Frequency Driver	5.25" Polypropylene Cone w/ Butyl Rubber Surround
Transducer - High Frequency Driver	1" Convex Titanium Tweeter w/ Waveguide
Network Type: Low Pass	12 dB per octave, 2nd order
Network Type: High Pass	12 dB per octave, 2nd order
Total Bi-Amp Power	40 W
Colors	Black / White / Custom
Connections	RJ45 ethernet connector
Inputs	RJ45 Ethernet port
Height (SM = Height)	289.56 mm / 11.40 in
Diameter (SM = Width)	212.26 mm / 8.36 in
Depth	266.30 mm / 10.48 in
Weight	4.3 kg / 9.5 lbs
Shipping Weight	5.0 kg / 11 lbs
Packaging	One per box
Regulatory - UL	1480A UAEY Planned
Regulatory - CE	approved
Regulatory - RoHS	approved

IPD-SM500i-II

5.25" COAXIAL SURFACE MOUNT SPEAKER

SOUNDTUBE
ENTERTAINMENT

Key Features

- IP addressable, self powered (PoE) speaker.
- Dante™ I/O for interconnectivity with Dante-enabled audio systems.
- BroadBeam® waveguide technology delivers a consistent dispersion pattern up to 10 kHz for maximum coverage area per speaker.
- One 5.25 inch (133 mm) polypropylene woofer and one 1.0 inch (25 mm) convex titanium tweeter with FerroFluid™ cooling.
- Fast connection of power, audio and control functions via one CAT5 or CAT6 cable.
- 40 watts PoE provided by SoundTube STNet-Switch; also works with Standard PoE plus and PoE switches.
- Provides report-back on any problems via SoundTube software.
- Aluminum grille with powder-coat finish.
- Includes Stealth™ bracket mounting system.
- Vertical and horizontal pivoting allow the IPD-SM500i-II to be aimed anywhere within the installation space.
- Low profile enclosure design keeps the speaker close to the wall.
- UL 60065 listed.
- High-quality black or white paint finish.
- Included Accessories: Safety cable with speaker mounting bolt and wall mount bracket.

Description

Dante®-addressable surface-mount speaker incorporating one 5.25-inch polypropylene woofer (134 mm) and one 1.0-inch (25.4 mm) convex titanium tweeter with BroadBeam® waveguide in an injection-molded, glass fiber reinforced ABS enclosure. Low latency digital audio, power, and control are delivered to the speaker via standard category cable; connection is made on the other end to the STNet-Switch or other PoE / PoE+ switch. May also be powered via a 24V DC barrel connector for non-PoE installations. Configuration and zoning of the speaker are accomplished via software. Mounting hardware for the IPD-SM500i-II is included and features SoundTube's proprietary Stealth™ bracket mounting system, providing unlimited directional aiming and a low profile, with a security knob to reduce tampering after placement. The system includes a detachable mounting plate designed for premounting in either wall or pole applications.

Applications

Developed for Dante audio platforms, the IPD-SM500i-II is ideal for hotels, museums, education, retail stores, restaurants, casinos, airports or corporate installations. This speaker intended for indoor uses. The full

frequency dispersion pattern and high sensitivity make the IPD-SM500i-II ideal for both music and paging.

Patented SoundTube Technologies

SoundTube and MSE Audio Group constantly develop new technologies that enhance audio product performance. SoundTube innovations are protected by multiple U.S. and international patents, which explicitly cover SoundTube dispersion, enclosure and dome technologies. MSE Audio Group actively defends its patents in order to protect SoundTube resellers and end users.

Technical Data and Specification Tools

Technical Data

SoundTube Entertainment strives to provide complete and effective technical information and data to dealers, engineers and designers. All data are available from SoundTube Entertainment or at www.soundtube.com. Technical data and downloads include: EASE™ data - 3-D polar plots. EASE™ Address - 2-D modeling for distributed systems Autodesk® Revit® software Tech Sheets - Technical information and architectural specs for system engineers SoundTubeSPEC™ - Proprietary speaker placement software

Data Acquisition and Verification

All data for SoundTube speakers are independently collected from and verified by NWA Labs (www.nwaalabs.com) using their proprietary MACH testing system. All data are collected and analyzed according to ASTM, ISO and AES standards using EASRA, TEF and MLSSA. Full balloon data including both phase and magnitude are compiled into a variety of formats including EASE 4.x, GLL and CLF.

Architectural Specifications

The loudspeaker shall consist of a 133 mm (5.25 in) low-frequency transducer and a 25 mm (1.0 in) high-frequency transducer with a frequency-dividing network installed in a vented enclosure. The low-frequency voice coil diameter shall be 25 mm (1.0 in). The high-frequency transducer shall be constructed of titanium with a proprietary BroadBeam® waveguide. Performance specifications of a typical production unit shall be as follows: Usable frequency range shall extend from 60 Hz - 22 kHz (-10 dB). The frequency dividing network shall have a crossover frequency of 3 kHz. The unit shall accept 40 watts PoE in addition to PoE plus

and standard PoE, as well as the audio signal from a provided network switch, and shall be configurable via software. Maximum continuous output at 1 meter with a 40 watt input shall be 98 dB. Installation of the speaker shall be by the new Stealth™ bracket mounting system. A tool-free system with locking mounting plate for either wall or pole mount applications shall be used. For safety redundancy, a secondary cable shall be included and attached to the speaker chassis via an included 1/4-20 UNC bolt. The external wiring input connector shall be via RJ45 ethernet port, accepting standard RJ45 ethernet cable. The system shall be for indoor/outdoor applications and shall have a weather-resistant terminal boot covering all wire connectors. The enclosure shall be constructed of injection-molded, glass-reinforced ABS. The grille shall be constructed of powder coated aluminium for lasting performance. Overall cabinet dimensions shall be no more than 289.56 mm (11.40 in) in height by 212.26 mm (8.36 in) in width by 266.30 mm (10.48 in) in depth (including SM bracket). The unit shall include Euroblock connector and weather boot. The system shall be the SoundTube IPDSM500i-II for for Dante™ applications.

SoundTube

8005 W. 110th St. | Suite 208
Overland Park, KS 66210
Phone 9136635600
Fax 8556635600
Toll Free 8556635600
<https://soundtube.mseaudio.com>
All SoundTube products come with a 5-year limited warranty.

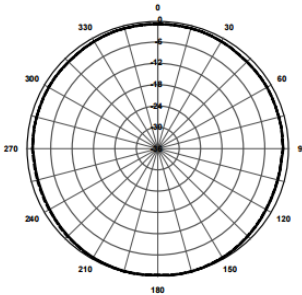
IPD-SM500i-II

5.25" COAXIAL
SURFACE
MOUNT
SPEAKER

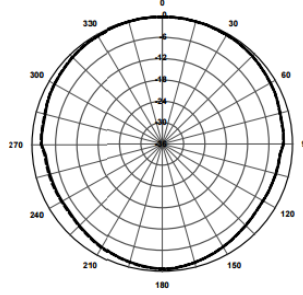
SOUNDTUBE
ENTERTAINMENT

Graphs and Plots

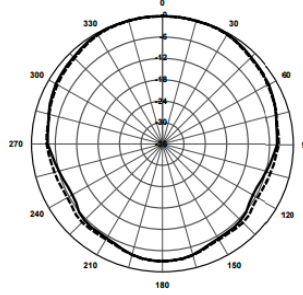
125 Hz



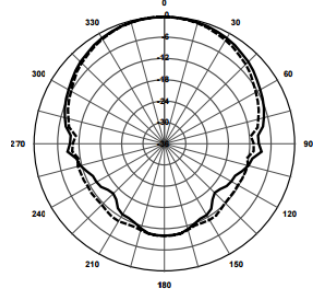
250 Hz



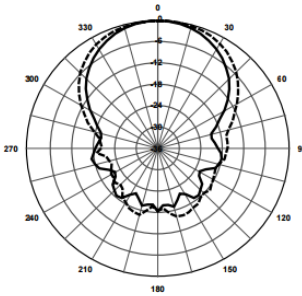
500 Hz



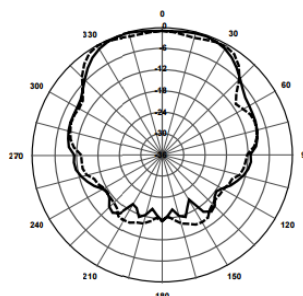
500 Hz



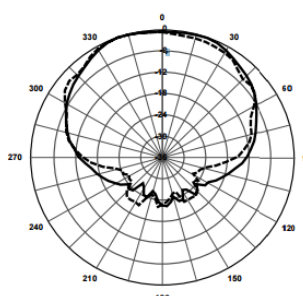
2,000 Hz



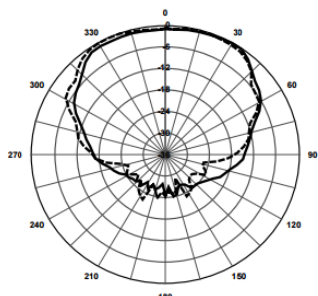
4,000 Hz



8,000 Hz



8,000 Hz

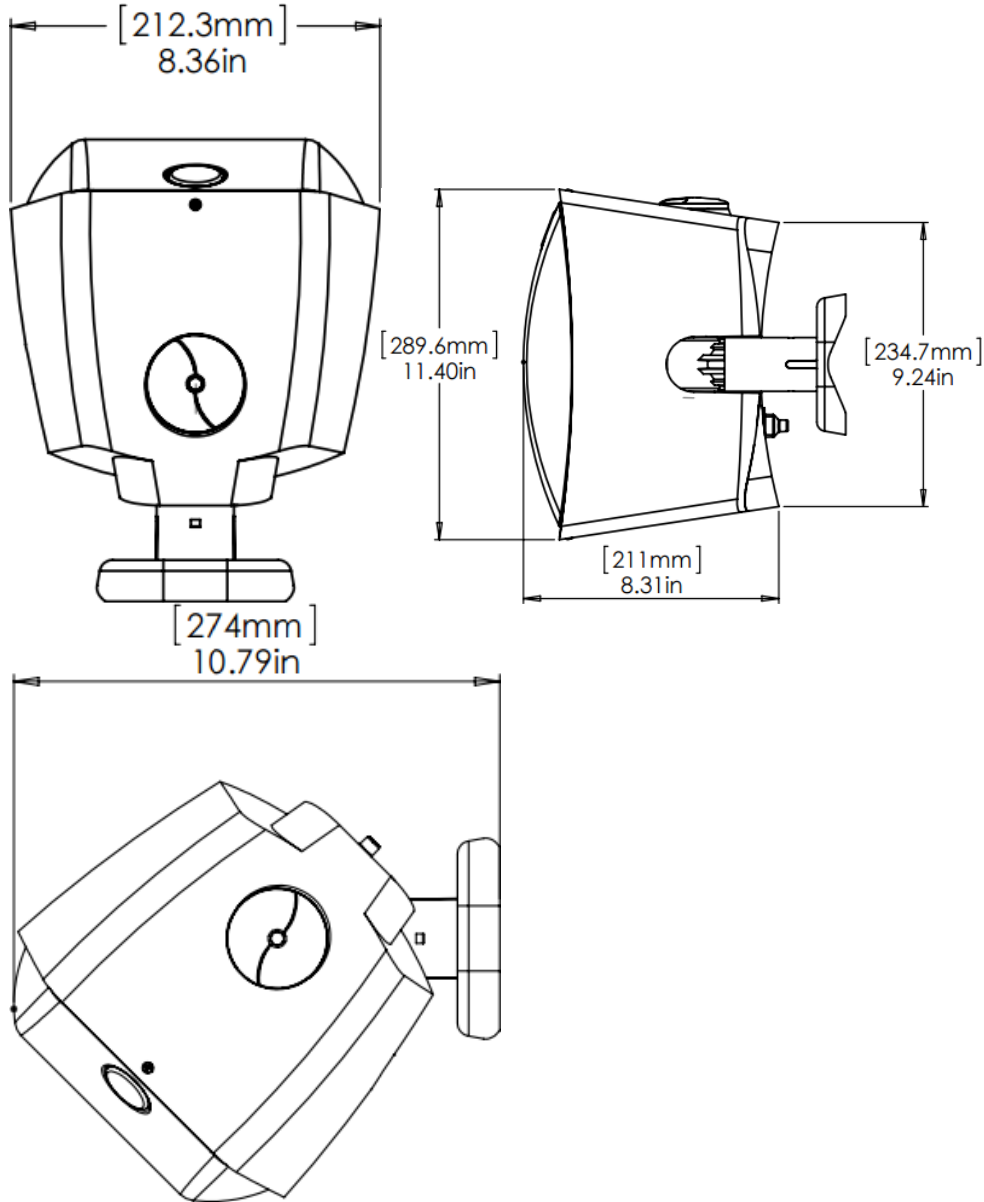


IPD-SM500i-II

5.25" COAXIAL
SURFACE
MOUNT
SPEAKER

SOUNDTUBE
ENTERTAINMENT

Mechanical Drawings



Included Accessories

Safety Cable
Terminal Weather Boot

Euroblock Connector

Wall Mount Bracket